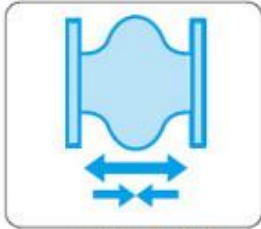


# RUBBER EXPANSION JOINT

RUBBER EXPANSION JOINT is superior to the metal joint in these features.

## <Features>



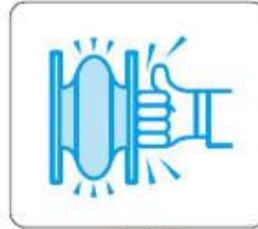
Excellent in flexibility and restorability



Excellent in chemical resistance



Reduces vibration and noise greatly



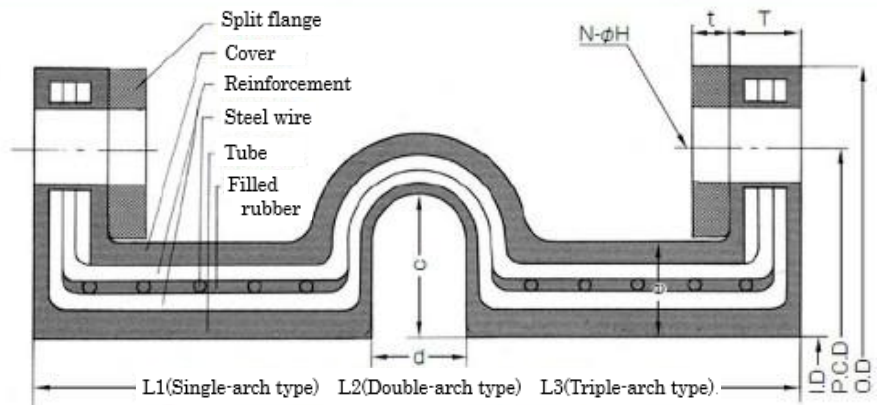
Excellent in pressure resistance



Light and easy to handle

## <Construction>

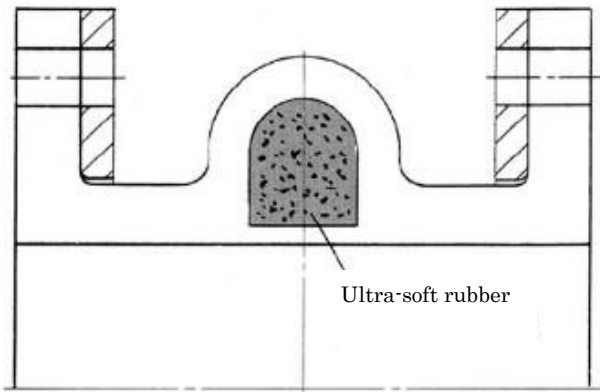
- JIS 10K
- Flange type
- (Standard type)



Nominal Size	ID (mm)	O.D (mm)	P.C.D (mm)	N	φ H (mm)	t (mm)	T (mm)	c (mm)	d (mm)	e (mm)	Max Working Pressure (MPa)
50	51	155	120	4	19	6	13	24	14	16	1.0
65	64	175	140	4	19	6	13	24	14	16	1.0
80	76	185	150	8	19	6	13	24	14	16	1.0
100	102	210	175	8	19	6	13	24	14	16	0.9
125	127	250	210	8	23	6	13	24	14	16	0.8
150	152	280	240	8	23	9	17	36	20	20	0.8
175	178	305	265	12	23	9	17	36	20	20	0.7
200	203	330	290	12	23	9	17	36	20	20	0.7
225	225	350	310	12	23	9	17	36	20	20	0.6
250	253	400	355	12	25	9	17	36	20	20	0.6
300	303	445	400	16	25	9	20	44	22	21	0.6
350	355	490	445	16	25	9	20	44	22	21	0.4
400	405	560	510	16	27	12	22	44	22	24	0.4
450	450	620	565	20	27	12	22	44	22	24	0.4
500	500	675	620	20	27	12	22	44	22	27	0.4
550	550	745	680	20	33	15	26	52	26	33	0.35
600	600	795	730	24	33	15	26	52	26	33	0.35
650	650	845	780	24	33	15	26	52	26	35	0.35
700	700	905	840	24	33	15	26	52	26	35	0.3
750	750	970	900	24	33	15	26	52	26	35	0.3
800	800	1,020	950	28	33	15	26	52	26	35	0.3
850	850	1,070	1,000	28	33	15	26	52	26	35	0.25
900	900	1,120	1,050	28	33	15	26	52	26	35	0.25
1000	1,000	1,235	1,160	28	39	15	26	52	26	35	0.25
1200	1,200	1,465	1,380	32	39	19	30	60	30	40	0.25
1350	1,350	1,630	1,540	36	45	19	30	60	30	40	0.15
1500	1,500	1,795	1,700	40	45	19	30	60	30	40	0.15

## ■ Solid retention preventing structure

This structure is capable of preventing to retention solid mixed fluids such as slurry by laying ultra-soft rubber in the arch recessed part. However, the expansion amount changes slightly, please contact us according to the using situation.



※In case of severe use conditions such as high temperature, high pressure or large amount of displacement, a metal ring may be used to reinforce a flange part, and the length of the surface of some sizes becomes slightly longer.

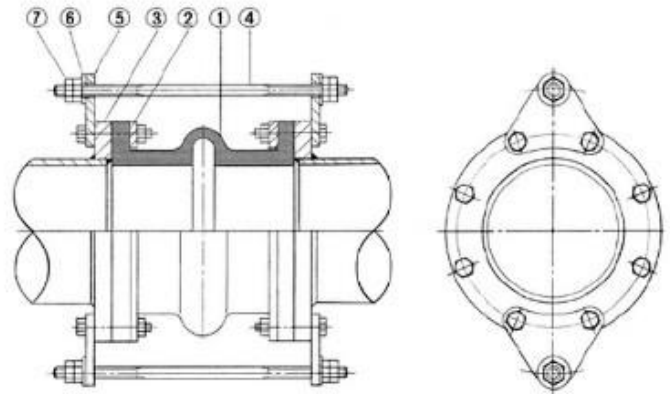
## <Fitting>

### ■ Control units

#### Standard type

If EXPANSION JOINT is stretched too much during connecting pipes or operating time, it may result in impairing original functions and having a risk of damage.

Control units restrain its unnecessarily stretching, and protect it. We design various types of control units according to shapes (of EXPANSION JOINT affected by piping condition), pressure, eccentricity and so on.



①Body ②Split flange ③Companion flange ④Control bolt  
⑤Triangular plate ⑥Flat washer ⑦Hexagonal nut

Nominal Size	Single-arch type				Double-arch type				Triple-arch type			
	L1 (mm)	Compression (mm)	Extension (mm)	Eccentricity (mm)	L2 (mm)	Compression (mm)	Extension (mm)	Eccentricity (mm)	L3 (mm)	Compression (mm)	Extension (mm)	Eccentricity (mm)
50	150	12	6	15	250	24	12	30	300	36	18	45
65	150	12	6	15	250	24	12	30	300	36	18	45
80	150	12	6	15	250	24	12	30	300	36	18	45
100	150	12	6	15	250	24	12	30	300	36	18	45
125	150	12	6	15	250	24	12	30	300	36	18	45
150	200	18	8	20	300	36	16	40	400	54	24	60
175	200	18	8	20	300	36	16	40	400	54	24	60
200	200	18	8	20	300	36	16	40	400	54	24	60
225	200	18	8	20	300	36	16	40	400	54	24	60
250	200	18	8	20	300	36	16	40	400	54	24	60
300	200	20	9	20	300	40	18	40	400	60	27	60
350	250	20	9	20	400	40	18	40	500	60	27	60
400	250	20	9	20	400	40	18	40	500	60	27	60
450	250	20	9	20	400	40	18	40	500	60	27	60
500	250	20	9	20	400	40	18	40	500	60	27	60
550	250	24	10	20	400	48	20	40	500	72	30	60
600	250	24	10	20	400	48	20	40	500	72	30	60
650	250	24	10	20	400	48	20	40	500	72	30	60
700	250	24	10	20	400	48	20	40	500	72	30	60
750	250	24	10	20	400	48	20	40	500	72	30	60
800	250	24	10	20	400	48	20	40	500	72	30	60
850	250	24	10	20	400	48	20	40	500	72	30	60
900	250	24	10	20	400	48	20	40	500	72	30	60
1000	250	24	10	20	400	48	20	40	500	72	30	60
1200	300	28	12	20	450	56	24	40	600	84	36	60
1350	300	28	12	20	450	56	24	40	600	84	36	60
1500	300	28	12	20	450	56	24	40	600	84	36	60



TOGAWA RUBBER CO., LTD.

4-2-5 MINAMI-HORIE, NISHI-KU, OSAKA, 550-0015, JAPAN.

TEL: +81-6-6538-1261 FAX: +81-6-6531-3238

E-mail: eigyo@togawa.co.jp URL: <https://www.togawa.co.jp>

2018E-02d