

# HYDRAULIC HOSE

## HOSE FOR GENERAL HYDRAULIC OIL PIPING / F TYPE (for low and medium pressure)

### <Specifications>

- Construction : Tube ----- Synthetic rubber excellent in oil resistance  
Reinforcement ----- Synthetic fiber  
Cover ----- Synthetic rubber excellent in oil and weather resistance
- Fluid temperature : -40°C to +100°C  
Fluid temperature of F-15-32, 38, 50 : -40°C to +80°C
- Ambient temperature : -40°C to +70°C

⚠ **Caution** : Since reinforcing layer of F type consists of synthetic fiber, avoid using it where it comes in contact with a sharp edge. When using as a dynamic pipe, K, Z and NSL types are recommended.

※Tables painted in yellow indicate our standard products.

### F-15

| Part No. | Nominal Size | I.D (mm) | O.D (mm) | Reinforcement | Max Working Pressure (MPa) | Min Burst Pressure (MPa) | Min Bend Radius (mm) | Approx. Weight (g/m) |
|----------|--------------|----------|----------|---------------|----------------------------|--------------------------|----------------------|----------------------|
| F-15-06  | 6            | 6.3      | 13.0     | 2S            | 1.5                        | 6.0                      | 75                   | 130                  |
| F-15-09  | 9            | 9.5      | 16.7     | 2S            | 1.5                        | 6.0                      | 95                   | 175                  |
| F-15-12  | 12           | 12.7     | 20.5     | 2S            | 1.5                        | 6.0                      | 120                  | 250                  |
| F-15-19  | 19           | 19.0     | 30.0     | 2S            | 1.5                        | 6.0                      | 175                  | 585                  |
| F-15-25  | 25           | 25.4     | 37.0     | 2S            | 1.5                        | 6.0                      | 225                  | 785                  |
| F-15-32  | 32           | 31.8     | 45.5     | 2B            | 1.5                        | 6.0                      | 330                  | 1,020                |
| F-15-38  | 38           | 38.1     | 52.8     | 2B            | 1.5                        | 6.0                      | 380                  | 1,350                |
| F-15-50  | 50           | 50.8     | 69.0     | 3B            | 1.5                        | 6.0                      | 500                  | 2,290                |

### F-35

| Part No. | Nominal Size | I.D (mm) | O.D (mm) | Reinforcement | Max Working Pressure (MPa) | Min Burst Pressure (MPa) | Min Bend Radius (mm) | Approx. Weight (g/m) |
|----------|--------------|----------|----------|---------------|----------------------------|--------------------------|----------------------|----------------------|
| F-35-06  | 6            | 6.3      | 13.0     | 2S            | 3.5                        | 14.0                     | 75                   | 130                  |
| F-35-09  | 9            | 9.5      | 16.7     | 2S            | 3.5                        | 14.0                     | 100                  | 175                  |
| F-35-12  | 12           | 12.7     | 20.5     | 2S            | 3.5                        | 14.0                     | 125                  | 250                  |
| F-35-19  | 19           | 19.0     | 32.6     | 2B            | 3.5                        | 14.0                     | 195                  | 755                  |
| F-35-25  | 25           | 25.4     | 39.2     | 2B            | 3.5                        | 14.0                     | 240                  | 960                  |
| F-35-32  | 32           | 31.8     | 46.0     | 2B            | 3.5                        | 14.0                     | 295                  | 1,100                |
| F-35-38  | 38           | 38.1     | 52.3     | 2B            | 3.5                        | 14.0                     | 370                  | 1,320                |
| F-35-50  | 50           | 50.8     | 66.2     | 2B            | 3.5                        | 14.0                     | 435                  | 1,905                |



TOGAWA RUBBER CO., LTD.

4-2-5 MINAMI-HORIE, NISHI-KU, OSAKA, 550-0015, JAPAN.

TEL: +81-6-6538-1261 FAX: +81-6-6531-3238

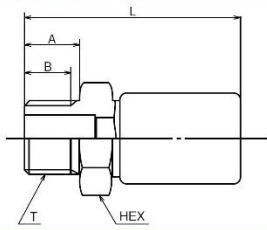
E-mail: eigyo@togawa.co.jp URL: https://www.togawa.co.jp

# HOSE COUPLING

Hose for general hydraulic oil piping / F type

## 01 TYPE

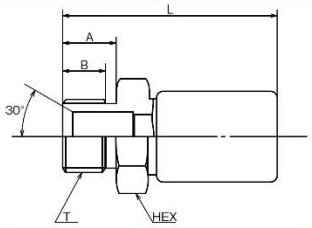
Taper male screw for pipe



| Nominal Size | T Thread | I.D (mm) | A (mm) | B (mm) | L (mm) | HEX (mm) | Part No.  | Hose Part No. |
|--------------|----------|----------|--------|--------|--------|----------|-----------|---------------|
| 6            | R 1/4    | 4        | 13     | 10     | 46.5   | 17       | 6-01-F    | F-15-F-35     |
| 9            | R 3/8    | 6        | 15     | 12     | 50.5   | 19       | 9-01-F    | F-15-F-35     |
| 12           | R 1/2    | 9.5      | 18     | 15     | 59     | 22       | 12-01-F   | F-15-F-35     |
| 19           | R 3/4    | 15.5     | 20     | 17     | 72     | 30       | 19-01-F15 | F-15          |
|              |          |          |        |        | 79     | 36       | 19-01-F35 | F-35          |
| 25           | R1       | 20.5     | 22     | 19     | 79     | 36       | 25-01-F15 | F-15          |
|              |          |          |        |        | 88     | 41       | 25-01-F35 | F-35          |
| 32           | R1 1/4   | 27       | 26     | 23     | 95     | 46       | 32-01-F15 | F-15          |
|              |          |          |        |        | 113    | 50       | 32-01-F35 | F-35          |
| 38           | R1 1/2   | 33       | 26     | 23     | 104    | 50       | 38-01-F15 | F-15          |
|              |          |          |        |        | 117    | 60       | 38-01-F35 | F-35          |
| 50           | R2       | 46       | 30     | 26     | 132    | 65       | 50-01-F15 | F-15          |
|              |          |          |        |        | 134    | 70       | 50-01-F35 | F-35          |

## 02 TYPE

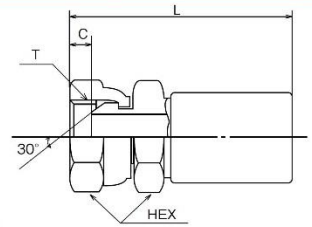
Parallel male screw for pipe (30° flare seat)



| Nominal Size | T Thread | I.D (mm) | A (mm) | B (mm) | L (mm) | HEX (mm) | Part No.  | Hose Part No. |
|--------------|----------|----------|--------|--------|--------|----------|-----------|---------------|
| 6            | G 1/4    | 4        | 13     | 10     | 46.5   | 17       | 6-02-F    | F-15-F-35     |
| 9            | G 3/8    | 6        | 15     | 12     | 50.5   | 19       | 9-02-F    | F-15-F-35     |
| 12           | G 1/2    | 9.5      | 18     | 15     | 59     | 22       | 12-02-F   | F-15-F-35     |
| 19           | G 3/4    | 15.5     | 20     | 17     | 72     | 30       | 19-02-F15 | F-15          |
|              |          |          |        |        | 79     | 36       | 19-02-F35 | F-35          |
| 25           | G1       | 20.5     | 22     | 19     | 79     | 36       | 25-02-F15 | F-15          |
|              |          |          |        |        | 88     | 41       | 25-02-F35 | F-35          |
| 32           | G1 1/4   | 27       | 26     | 21     | 95     | 46       | 32-02-F15 | F-15          |
|              |          |          |        |        | 113    | 50       | 32-02-F35 | F-35          |
| 38           | G1 1/2   | 33       | 26     | 21     | 104    | 50       | 38-02-F15 | F-15          |
|              |          |          |        |        | 117    | 60       | 38-02-F35 | F-35          |
| 50           | G2       | 46       | 30     | 25     | 132    | 65       | 50-02-F15 | F-15          |
|              |          |          |        |        | 134    | 70       | 50-02-F35 | F-35          |

## 04 TYPE

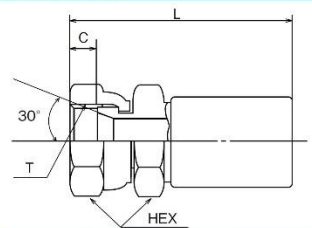
Parallel female screw for pipe (30° taper seat)



| Nominal Size | T Thread | I.D (mm) | C (mm) | L (mm) | Nut. HEX (mm) | Nipple HEX (mm) | Part No.  | Hose Part No. |
|--------------|----------|----------|--------|--------|---------------|-----------------|-----------|---------------|
| 6            | G 1/4    | 4        | 5.5    | 52     | 19            | 17              | 6-04-F    | F-15-F-35     |
| 9            | G 3/8    | 6        | 6.5    | 56     | 22            | 19              | 9-04-F    | F-15-F-35     |
| 12           | G 1/2    | 9.5      | 6      | 64     | 27            | 22              | 12-04-F   | F-15-F-35     |
| 19           | G 3/4    | 15.5     | 8      | 77.5   | 36            | 30              | 19-04-F15 | F-15          |
|              |          |          |        | 83     | 36            | 36              | 19-04-F35 | F-35          |
| 25           | G1       | 20.5     | 9      | 86     | 41            | 36              | 25-04-F15 | F-15          |
|              |          |          |        | 92     | 41            | 41              | 25-04-F35 | F-35          |
| 32           | G1 1/4   | 27       | 13     | 100.5  | 50            | 46              | 32-04-F15 | F-15          |
|              |          |          |        | 119    |               | 50              | 50        | 32-04-F35     |
| 38           | G1 1/2   | 33       | 13     | 110.5  | 60            | 50              | 38-04-F15 | F-15          |
|              |          |          |        | 124    |               | 60              | 60        | 38-04-F35     |
| 50           | G2       | 46       | 16     | 138.5  | 70            | 65              | 50-04-F15 | F-15          |
|              |          |          |        | 141    |               | 70              | 70        | 50-04-F35     |

## 05 TYPE

Parallel female screw for pipe (30° flare seat)



| Nominal Size | T Thread | I.D (mm) | C (mm) | L (mm) | Nut. HEX (mm) | Nipple HEX (mm) | Part No.  | Hose Part No. |
|--------------|----------|----------|--------|--------|---------------|-----------------|-----------|---------------|
| 6            | G 1/4    | 4        | 8.5    | 52     | 19            | 17              | 6-05-F    | F-15-F-35     |
| 9            | G 3/8    | 6        | 10.5   | 56     | 22            | 19              | 9-05-F    | F-15-F-35     |
| 12           | G 1/2    | 9.5      | 11.5   | 64     | 27            | 22              | 12-05-F   | F-15-F-35     |
| 19           | G 3/4    | 15.5     | 14     | 77.5   | 36            | 30              | 19-05-F15 | F-15          |
|              |          |          |        | 83     | 36            | 36              | 19-05-F35 | F-35          |
| 25           | G1       | 20.5     | 14     | 86     | 41            | 36              | 25-05-F15 | F-15          |
|              |          |          |        | 92     | 41            | 41              | 25-05-F35 | F-35          |
| 32           | G1 1/4   | 27       | 16     | 100.5  | 50            | 46              | 32-05-F15 | F-15          |
|              |          |          |        | 119    |               | 50              | 50        | 32-05-F35     |
| 38           | G1 1/2   | 33       | 16     | 110.5  | 60            | 50              | 38-05-F15 | F-15          |
|              |          |          |        | 124    |               | 60              | 60        | 38-05-F35     |
| 50           | G2       | 46       | 19     | 138.5  | 70            | 65              | 50-05-F15 | F-15          |
|              |          |          |        | 141    |               | 70              | 70        | 50-05-F35     |