

HYDRAULIC HOSE

SLIM HOSE FOR GENERAL HYDRAULIC OIL PIPING / NSL TYPE (for high pressure)

<Specifications>

- Construction : Tube ----- Synthetic rubber excellent in oil resistance
Reinforcement ----- High tensile steel wire
Cover ----- Synthetic rubber excellent in oil and weather resistance
- Fluid temperature : -40°C to +100°C
- Ambient temperature : -40°C to +70°C

※Tables painted in yellow indicate our standard products.

NSL-70

Part No.	Nominal Size	I.D. (mm)	O.D. (mm)	Reinforcement	Max Working Pressure (MPa)	Min Burst Pressure (MPa)	Min Bend Radius (mm)	Approx. Weight (g/m)
NSL-70-06	6	6.3	11.6	1W	7.0	28.0	40	160
NSL-70-09	9	9.5	14.8	1W	7.0	28.0	50	220
NSL-70-12	12	12.7	18.0	1W	7.0	28.0	60	270
NSL-70-19	19	19.0	25.4	1W	7.0	28.0	100	480
NSL-70-25	25	25.4	32.1	1W	7.0	28.0	120	650

NSL-140

Part No.	Nominal Size	I.D. (mm)	O.D. (mm)	Reinforcement	Max Working Pressure (MPa)	Min Burst Pressure (MPa)	Min Bend Radius (mm)	Approx. Weight (g/m)
NSL-140-06	6	6.3	12.4	1W	14.0	56.0	45	190
NSL-140-09	9	9.5	15.4	1W	14.0	56.0	55	260
NSL-140-12	12	12.7	18.8	1W	14.0	56.0	70	320
NSL-140-19	19	19.0	27.1	1W	14.0	56.0	110	640
NSL-140-25	25	25.4	35.2	2W	14.0	56.0	140	1,260

NSL-210

Part No.	Nominal Size	I.D. (mm)	O.D. (mm)	Reinforcement	Max Working Pressure (MPa)	Min Burst Pressure (MPa)	Min Bend Radius (mm)	Approx. Weight (g/m)
NSL-210-06	6	6.3	12.4	1W	21.0	84.0	50	190
NSL-210-09	9	9.5	16.5	2W	21.0	84.0	70	410
NSL-210-12	12	12.7	20.1	2W	21.0	84.0	90	490
NSL-210-19	19	19.0	28.4	2W	21.0	84.0	120	675
NSL-210-25	25	25.4	37.2	2W	21.0	84.0	180	1,535

NSL-280

Part No.	Nominal Size	I.D. (mm)	O.D. (mm)	Reinforcement	Max Working Pressure (MPa)	Min Burst Pressure (MPa)	Min Bend Radius (mm)	Approx. Weight (g/m)
NSL-280-06	6	6.3	13.3	2W	28.0	112.0	60	285
NSL-280-09	9	9.5	16.5	2W	28.0	112.0	80	410
NSL-280-12	12	12.7	20.1	2W	28.0	112.0	100	540



TOGAWA RUBBER CO., LTD.

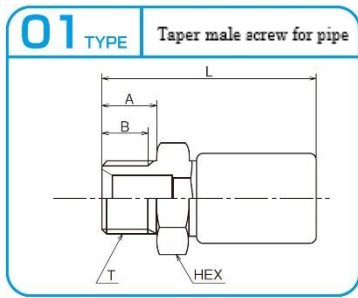
4-2-5 MINAMI-HORIE, NISHI-KU, OSAKA, 550-0015, JAPAN.

TEL: +81-6-6538-1261 FAX: +81-6-6531-3238

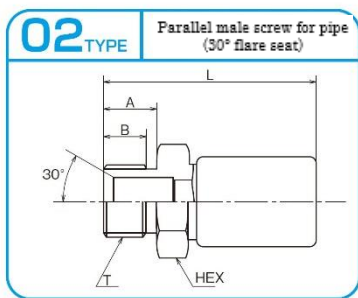
E-mail: eigyo@togawa.co.jp URL: <https://www.togawa.co.jp>

HOSE COUPLING

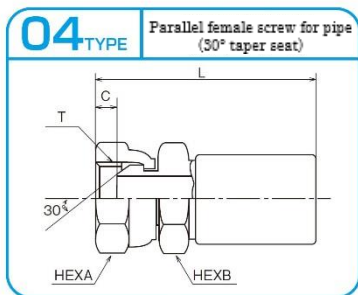
Slim hose for general hydraulic oil piping / NSL type



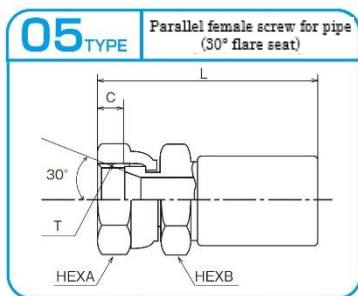
Nominal Size	T Thread	I.D. (mm)	A (mm)	B (mm)	L (mm)	HEX (mm)	Part No.	Hose Part No.
6	R ¹ / ₄	4	13	10	46	17	6-01-NSL	NSL-70~280
9	R ³ / ₈	6	15	12	50	19	9-01-NSL	NSL-70~280
12	R ¹ / ₂	9.5	18	15	62	22	12-01-NSL	NSL-70~280
19	R ³ / ₄	15.5	20	17	73	30	19-01-NSL	NSL-70~210
25	R1	20.5	22	19	81	36	25-01-NSL	NSL-70~210



Nominal Size	T Thread	I.D. (mm)	A (mm)	B (mm)	L (mm)	HEX (mm)	Part No.	Hose Part No.
6	G ¹ / ₄	4	13	10	46	17	6-02-NSL	NSL-70~280
9	G ³ / ₈	6	15	12	50	19	9-02-NSL	NSL-70~280
12	G ¹ / ₂	9.5	18	15	62	22	12-02-NSL	NSL-70~280
19	G ³ / ₄	15.5	20	17	73	30	19-02-NSL	NSL-70~210
25	G1	20.5	22	18	81	36	25-02-NSL	NSL-70~210



Nominal Size	T Thread	I.D. (mm)	C (mm)	L (mm)	HEX		Part No.	Hose Part No.
					A (mm)	B (mm)		
6	G ¹ / ₄	4	5.5	53.5	19	17	6-04-NSL	NSL-70~280
9	G ³ / ₈	6	6.5	56.5	22	19	9-04-NSL	NSL-70~280
12	G ¹ / ₂	9.5	6	67	27	22	12-04-NSL	NSL-70~280
19	G ³ / ₄	15.5	8	77	36	30	19-04-NSL	NSL-70~210
25	G1	20.5	9	86	41	36	25-04-NSL	NSL-70~210



Nominal Size	T Thread	I.D. (mm)	C (mm)	L (mm)	HEX		Part No.	Hose Part No.
					A (mm)	B (mm)		
6	G ¹ / ₄	4	8.5	53.5	19	17	6-05-NSL	NSL-70~280
9	G ³ / ₈	6	10.5	56.5	22	19	9-05-NSL	NSL-70~280
12	G ¹ / ₂	9.5	11.5	67	27	22	12-05-NSL	NSL-70~280
19	G ³ / ₄	15.5	14	77	36	30	19-05-NSL	NSL-70~210
25	G1	20.5	14	86	41	36	25-05-NSL	NSL-70~210